

Series 3500

VINYL REPLACEMENT WINDOWS



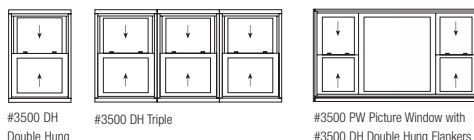
Series 3500

Reliable. Beautiful. Clearly Superior.

Series 3500

Series 3500 Double Hung

WeatherLok's solid vinyl 3500 double hung offers all the advantages of our other double hung series, plus a welded vinyl frame and sashes for unbeatable strength and seamless beauty. And both frame and sash boast a classic beveled edge that will truly enhance your decor.



Color Options**



Grid Options**

5/8" or 3/4" Flat Grid 5/8" or 1" Contoured Grid



Note: Manufacturer reserves the right to substitute components as necessary for continued product improvement.

Grid offering limited to 5/8" contoured or SDL on exterior painted windows.
 *Screens are not meant to restrain a child from falling through an open window.
 -Printing process may affect color shown. Please refer to actual window sample when selecting colors.

- Low-E Glass with Argon Gas
- Aluminum-reinforced multi-cavity construction
- Fusion-welded frame and sash corners
- DP 35 rating (DP 50 optional, window size tested 36" x 74")
- Integrated full-length, slim line lift rails
- Dual-fin weather stripping and rubber bulb seal block air infiltration
- Sloped sill allows for easy water run-off
- Positive-action deluxe low profile lock for optimal security (2 locks standard at 27 1/4" or wider)
- Heavy duty, spring-loaded night latches

Custom Options

- Ultra Low-E/Argon Glass (may be required for Energy Star rating; may not be applicable in all zones)
- Low-E Glass
- 5/8" or 1" contoured, 5/8" or 3/4" flat; historical, traditional or modern patterns available
- Obscure, double-strength or tempered glass

- Head Expander and Sill Angle Included
- Rounded sashes for an elegant interior appearance
- Extruded half screen standard*
- Both sashes operate and tilt in
- Available colors: white, almond
- Insulated glass panels with warm-edge spacer system for outstanding thermal performance
- Constant force coil balance for easy sash movement
- Jamb depth: 3.25"
- Transferable limited lifetime warranty
- 25-year glass breakage warranty

- Bronze exterior laminate (white interior only)
- Sash Limiter for fall prevention
- Factory applied wrap around foam for enhanced thermal efficiency
- Aluminum charcoal mesh screen*
- Lifetime glass breakage warranty



It's More Energy Efficient.

It's what you don't see that makes WeatherLok more energy efficient – the high-performance warm-edge system. The secret is the insulated glass spacer with warm-edge design hidden within the frame of each WeatherLok window and door that keeps heat and cold from passing through the glass panes.



State-of-the-art glass technology together with the high-performance warm-edge system

makes WeatherLok more energy efficient. One secret is the insulated glass spacer with warm-edge design hidden within the frame of each WeatherLok window and door that keeps heat and cold from passing through the glass panes. Now explore our glass options below.



In the summer, Low-E glass reduces heat gain from the sun to help keep homes cooler.



In the winter, Low-E glass lets the warm, solar rays in while blocking the heat in the home from getting out.

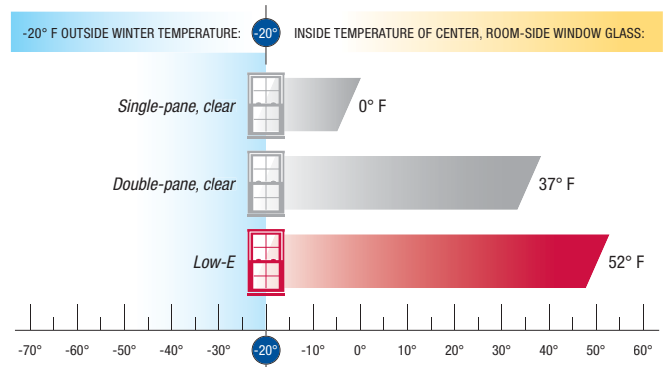
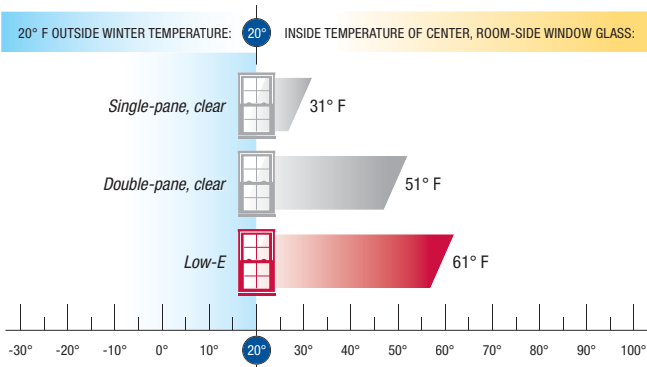
Low-E Glass This gives you better insulation, less condensation and greater energy savings all year.

Low-E Glass with Argon Gas This is our premier choice for ultimate thermal efficiency. Argon gas forms an invisible blanket between glass panes and creates a buffer against outside noise. The window unit is super-tight and perfect for cooler climates.

Ultra Low-E Glass with Argon Gas Windows with this optional glass treatment offer superior thermal performance by combining three layers of silver coating with the insulating power of argon. This glass option is designed to meet stringent energy code criteria anywhere low thermal numbers are desired.

WINDOW CONFIGURATION / GLASS TYPE	U-FACTOR
3500 Single Strength with Low-E glass	.34
3500 Single Strength with Low-E glass and Argon Gas	.31
3500 Single Strength with Ultra Low-E glass and Argon Gas	.31
PVC Double Hung with Low-E and Argon Insulated Glass	.36
Wood Double Hung with Dual Glaze Clear Glass	.45
Single Pane Aluminum	1.18

Note: U-factors listed are with no grid. Values are for single strength glass. The lower the U-factor, the better the windows thermal performance.



* Reflects information printed by Cardinal Glass Corp.

Series 3500 Sliders

Series 3500 2-Lite and 3-Lite sliding windows offer the same stability, efficiency and design features of Series 3500 double hung windows, plus:

- Tandem rollers ride easily along friction-free glide channel
- Integrated glide rail for easy sash opening and closing
- Double Sash Locks standard for windows with heights 27-1/4" or greater
- Available in 1/4 - 1/2 - 1/4 or 1/3 - 1/3 - 1/3 configurations
- All-welded sash and frame corners
- XX 2-lite configuration (both sashes operate)
- Available colors: white, almond
- DP 50 (window test size 72" x 48")
- Extruded full screen comes standard*
- Jamb depth: 3.25"
- 25-Year Glass Breakage Warranty



Custom Options

- Ultra Low-E/Argon Glass (may be required for Energy Star rating; may not be applicable in all zones)
- Low-E Glass
- 5/8" or 1" contoured, 5/8" or 3/4" flat; historical, traditional or modern patterns available
- Obscure, double-strength or tempered glass
- Bronze exterior laminate (white interior only)
- Lifetime Glass Breakage Warranty



Finishing Touches

Our wide selection of complementary window styles, specialty shapes and sliding patio doors will enhance your home. Distinctive window designs will fit your needs and specifications so you can personalize your home and boost its value while you make an architectural statement. WeatherLok also offers three sliding patio door models to fit any building application or price point need!

Awning Windows



Casement Windows



Bay/Bow Windows



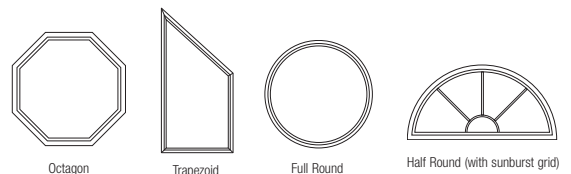
Garden Windows



Hopper Windows



Specialty Shapes



Sliding Patio Doors



Series 332

Sliding Patio Door

- Available in 8'0" height
- DP 50 rating great for coastal applications (5068, 6068, 6080 & 8068 doors)
- Available in replacement application and for new construction with nailing fin
- Field reversible (6'8" height only; not available with BBG)
- Available in 6'8" height up to 12' wide
- Additional security available with multi-point keyed lock
- Deluxe color match hardware
- Brushed nickel or brass handle optional
- Extruded heavy duty screen
- Tremendous options selection includes snap-in brick mould and foot bolt lock
- Custom sizes available (not field reversible)
- Available in Ultra Low-E/Argon glass (may be required for Energy Star rating; not available with BBG)
- Optional 1 1/8" SDL, a traditional simulated divided lite raised-style grid
- Optional 3/4" or 5/8" flat and 5/8" or 1" contoured grids; historical, traditional or modern patterns available
- Available in white, almond or clay
- Interior wood laminates, bronze exterior laminate and exterior painted colors available
- Keyed Lock Standard



Series 312

Sliding Patio Door

- Field reversible (6'8" height only; not available with BBG)
- Available in 6'8" height up to 12' wide
- Aluminum track for moving panel
- Available in replacement application and for new construction with nailing fin
- Extruded screen comes standard
- Deluxe color match hardware
- Brushed nickel or brass handle optional
- Custom sizes available (not field reversible)
- Keyed lock standard
- Available in Ultra Low-E/Argon glass (may be required for Energy Star rating; not available with BBG)
- Optional 1 1/8" SDL, a traditional simulated divided lite raised-style grid
- Optional 3/4" or 5/8" flat and 5/8" or 1" contoured grids; historical, traditional or modern patterns available
- Available in white, almond or clay
- Interior wood laminates, bronze exterior laminate, and exterior painted colors available



Series 311

Sliding Patio Door

- Fully welded frame and panel come pre-assembled for easy installation
- Reversible design lets you locate moving panel either left or right
- White enameled handle with non-keyed lock
- Available only in 5068, 6068 and 6468 models
- Low-E Glass, Low-E Glass & Argon Gas or Ultra Low-E Glass & Argon Gas (May be required for Energy Star rating)
- 5/8" or 3/4" flat, 5/8" or 1" contoured grids available
- Optional extruded screen

Blinds Between the Glass is now available with the 312 and 332 in 6068 sliding patio doors.

Available in white, interior and exterior laminates. Blinds, operators and glass panels available in white only.



Sealed between the glass, the blinds control light and privacy.




Blinds between glass never need dusting and are safe for pets and children.



Easy to raise, lower and tilt blinds.

Why Choose WeatherLok?

Every WeatherLok product goes through a rigorous process of quality control to be certain it meets our superior standards. In our ceaseless pursuit of excellence, WeatherLok continually looks for ways to make the best even better. This means ongoing research and development and constant engineering advances. We do all of this so that our vinyl windows and doors stand up to the ultimate building standards – yours.

Proudly Made in the USA 

Click here to view our
Manufacturing Facility.



Series 3500

The WeatherLok Warranty.

You'll like what's behind our windows: a transferable limited lifetime warranty on vinyl, glass, and all working parts. We register each product individually, with its own product identification number (PIN) for easy replacement of parts.

DO NOT REMOVE

**MAKE DATE: 01/15/2015 WARRANTY: 02589514
SALES ORDER: 00735962**

Distributed By:



www.weatherlok.com



All WeatherLok products may be ordered to meet Energy Star requirements.



Kids Can't Fly

Screens are not designed to restrain a child from falling through an open window. Please take proper precautions.