

VINYL NEW CONSTRUCTION WINDOWS



VINYL NEW CONSTRUCTION WINDOWS

Reliable. Beautiful. Clearly Superior.

Our Premium Vinyl Windows and Doors?

They'll Look Right At Home In Any New House.

Some suppliers may be content to meet basic industry standards. But at WeatherLok, we go a lot farther. Our premium vinyl windows and patio doors meet the strictest building standards – yours. So they're clearly the perfect choice for your new construction projects.

As you'd expect, WeatherLok premium windows and doors offer vinyl's basic benefits. They require little maintenance, never need painting, conserve energy, and cut heating/cooling costs. But these products also offer advantages you won't get from "just any vinyl." They install easier, work better, last longer, and provide even more airtight efficiency. No wonder they're backed by a limited lifetime warranty.

Why Choose WeatherLok?

Every WeatherLok product goes through a rigorous process of quality control to be certain it meets our superior standards. In our ceaseless pursuit of excellence, WeatherLok continually looks for ways to make the best even better. This means ongoing research and development and constant engineering advances. We do all of this so that our vinyl windows and doors stand up to the ultimate building standards – yours.

Click here to view our
Manufacturing Facility.

Proudly Made in the USA 



Just More Energy Efficient.

It's what you don't see that makes WeatherLok more energy efficient – the high-performance warm-edge system. The secret is the insulated glass spacer with warm-edge design hidden within the frame of each WeatherLok window and door that keeps heat and cold from passing through the glass panes.

Low-E Glass

This gives you better insulation, less condensation and greater energy savings all year.



In the summer, Low-E glass reduces heat gain from the sun to help keep homes cooler.



In the winter, Low-E glass lets the warm, solar rays in while blocking the heat in the home from getting out.

Low-E Glass with Argon Gas

This is our premier choice for ultimate thermal efficiency. Argon gas forms an invisible blanket between glass panes and creates a buffer against outside noise. The window unit is super-tight and perfect for cooler climates.

Ultra Low-E Glass with Argon Gas

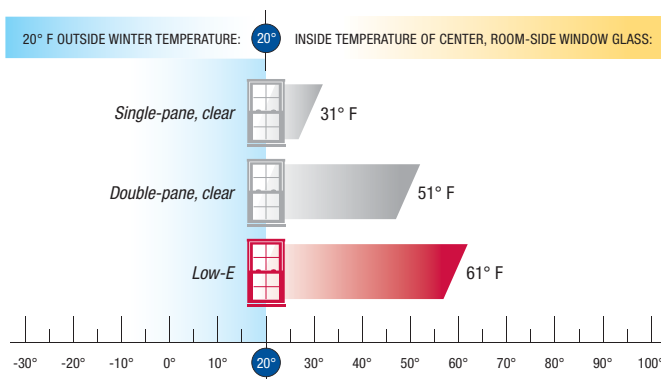
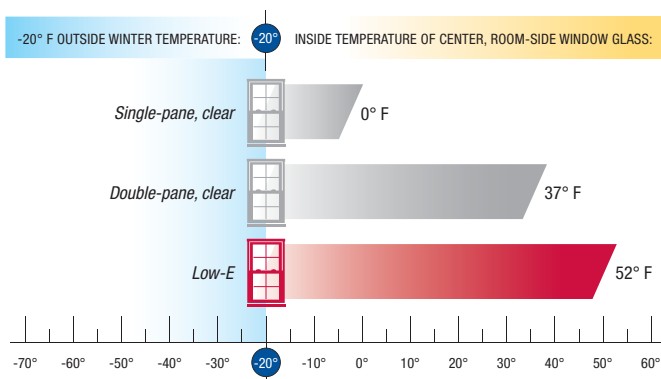
Windows with this optional glass treatment offer superior thermal performance by combining three layers of silver coating with the insulating power of argon. This glass option is designed to meet stringent energy code criteria anywhere low thermal numbers are desired.



Scan to learn more about the causes of condensation on new windows.

*Reflects information published by Cardinal Glass Corp.

Note: Manufacturer reserves the right to substitute components as necessary for continued product improvement.



PRODUCT	VISIBLE LIGHT TRANSMITTANCE	SOLAR HEAT GAIN COEFFICIENT	WINTER U-FACTOR (AIR/ARGON)	UV	FADING TRANSMISSION
Single-pane, clear	90%	.86	1.04/---	.71	.84
Double-pane, clear	81%	.76	.48/---	.56	.74
Ordinary Low-E	75%	.72	.35/.31	.44	.63
Low-E	70%	.37	.30/.25	.14	.53
Ultra Low-E	66%	.27	.29/.24	.05	.43



Series 450

Series 450

Series 460 available without J-channel.

Available in double hung, picture window and architectural shapes.

Matching slider 451 available in 2- and 3-Lite styles.

- Beautiful, true brick mould exterior frame
- Both sashes operate and tilt in for easy cleaning
- Maintenance-free, premium vinyl construction
- Fusion-welded frame and sash
- Integrated J-channel and prepunched nailing fin
- Insulated glass panels with optimum thermal air space featuring warm-edge spacer system
- Sloped sill for easy water run-off
- Double sash locks standard at 27-1/4" and wider
- Continuous head and sill for twins and triples
- Block & Tackle balance system
- Half screen standard*
- DP 35 rating
(Series 455/465 available with DP 50 rating)
- Jamb depth 3.868"
- Limited Lifetime Warranty

Custom Options

- Low-E Glass and Argon Gas for additional efficiency
- Ultra Low-E Glass and Argon Gas
(may be required for Energy Star rating; may not be applicable in all zones)
- Dual, push button night vents
- Sash limiter for fall prevention
- 3/4" or 5/8" flat; 5/8" or 1" contoured; 1 1/8" Simulated Divided lite; historical, traditional or modern patterns available
- 3 1/4" Flat casing with Bull Nose
- Factory mulling of twins, triples and architectural shapes
- Paintable or stainable wood jamb extensions (4 9/16" and 6 9/16")
- Custom sizes available
- Brass or Brushed Nickel locks
- Aluminum charcoal mesh screen*



Color Options**



Thanks to the integrated J-channel design, you can easily install vinyl siding around windows — without extra labor or materials. (Standard on Series 150/160 and Series 450 /460.)



Choose the optional wood jamb extension and factory mull for simpler installation, without extra labor or materials. (Both options available for Series 150/160 and Series 450 /460.)



3 1/4" Flat casing with bull nose. (Series 450 only)

* Screens are not meant to restrain a child from falling through an open window.

** Printing process may affect color shown. Please refer to actual window sample when selecting colors.



Series 150

- Beautiful, true brick mould exterior frame
- Bottom sash tilts in for easy cleaning
- Maintenance-free, premium vinyl construction
- Fusion-welded frame and sash corners
- Integrated J-channel and prepunched nailing fin
- Sloped sill for easy water run-off
- Insulated glass panels with optimum thermal air space featuring warm-edge spacer system
- Continuous head and sill for twins and triples
- Block & Tackle balance system
- Half screen standard*
- DP 50 rating (36" x 74" window tested)
- Jamb depth 3.277"
- Limited Lifetime Warranty

Series 5700

Available in single hung, picture window and architectural shapes. Matching Series 151 slider available in 2- and 3-Lite styles.

- Beautiful, true brick mould exterior frame
- Bottom sash tilts in for easy cleaning
- Maintenance-free, premium vinyl construction
- Fusion-welded frame and sash corners
- Integrated J-channel and prepunched nailing fin
- Sloped sill for easy water run-off
- Insulated glass panels with optimum thermal air space featuring warm-edge spacer system
- Continuous head and sill for twins and triples
- Block & Tackle balance system
- Half screen standard*
- DP 50 rating (36" x 74" window tested)
- Jamb depth 3.277"
- Limited Lifetime Warranty

Custom Options

- Low-E Glass
- Low-E Glass / Argon Gas
- Ultra Low-E / Argon Gas (may be required for Energy Star rating)
- 5/8" or 3/4" flat, 5/8" or 1" contoured, 5/8" or 1 1/8" contoured valance grids available
- Factory mulling of twins, triples and architectural shapes
- Custom sizes available
- Safety latch for sash restriction (field applied)

Series 150

Series 160 available without J-channel.

Available in single hung, picture window and architectural shapes.


Matching Series 151 slider available in 2- and 3-Lite styles.

Color Options**



Custom Options

- Low-E Glass and Argon Gas for additional efficiency
- Ultra Low-E Glass and Argon Gas (may be required for Energy Star rating)
- Sash Limiter to prevent children from falling out a window
- 3/4" or 5/8" flat; 5/8" or 1" contoured; 1 1/8" Simulated Divided lite; 5/8" contoured valance grid available
- Factory mulling of twins, triples and architectural shapes
- Paintable or stainable wood jamb extensions (4 9/16" and 6 9/16")
- Custom sizes available
- Charcoal aluminum mesh screen available*



Series 5700


Series 451 Sliders

Series 461 available without J-channel


Series 451 sliding windows offer the same premium enhancements as 450 double hung windows, plus:

- Integrated glide channel for easy sash opening and closing
- Tandem rollers ride easily along friction-free glide channel
- Available in 1/4 - 1/2 - 1/4 or 1/3 - 1/3 - 1/3 configurations
- XX 2-lite configuration (both sashes operate)
- Half Screen Standard*
- 3.868" jamb

Color Options



3-Lite Slider:
Available in Series 451/461 and Series 151/161



Series 451



Series 151



2-Lite Slider
Available in Series 151/161
and Series 451/461

Series 151 Sliders

Series 161 available without J-channel

Series 151 sliding windows offer the same outstanding features of Series 150 single hung windows, plus:

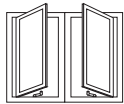
- Tandem rollers slide easily along friction-free glide channel
- Integrated glide rail for easy sash opening and closing
- Available in 1/4 - 1/2 - 1/4 or 1/3 - 1/3 - 1/3 configurations
- XO or OX 2-lite styles available
- Half screen comes standard*
- 3.277" jamb

Color Options

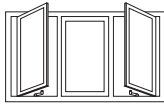


* Screens are not meant to restrain a child from falling through an open window.

Casement Windows



#750 2LT Casement



#750 3LT Casement
(with operating side vents)
Standard configuration: 1/3, 1/3, 1/3
Optional configuration: 1/4, 1/2, 1/4

Color Options



Want a smooth, clean look for your contemporary home? Or a sleek, trim look for a cottage or bungalow? Try WeatherLok vinyl casement windows. Available in a range of styles, from single vent to 5-Lite combinations of fixed and operating units.

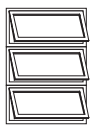
- Brick mould exterior design
- Solid vinyl construction with all-welded frame and sash corners yield premium energy efficient performance and advanced structural integrity
- Insulated glass panels with optimum thermal air space featuring warm-edge spacer system
- State-of-the-art hardware with single-lever, multi-point lock accommodates single vent widths up to 3'0"
- Aesthetic handle operates smoothly and folds into assembly cover so it will not interfere with window treatments
- Sash easily cranks open 90 degrees for easy cleaning
- Multi-seal weather stripping adds extra protection against air and water infiltration
- Narrow profile permits expanded viewing area
- Extruded full screen comes standard; interior mount, easy cleaning*
- Tandem locks come standard on all casements over 32" height
- Jamb depth: 3.25"

Custom Options

- Ultra Low-E/Argon Glass (may be required for Energy Star rating)
- Low-E/Argon Glass
- Low-E Glass
- 5/8" or 1" contoured, 5/8" or 3/4" flat; historical, traditional or modern patterns available
- Obscure, double-strength or tempered glass
- Charcoal aluminum mesh screen*
- Brass or brushed nickel locks
- 2" simulated meeting rail available
- Coastal Upgrade Optional



Awning Windows



#755 3LTV Stacked
Triple Vent Awning



#755 PWLT Dead
Lite Over Awning

Color Options



Here's the perfect way to provide continuous controlled ventilation. Simply crank open our vinyl awning window to let in just as much fresh air as you want. Window opens to outside, keeping indoors dry even on rainy days.

- Brick mould exterior design
- Aesthetic handle operates smoothly and folds into assembly cover so it will not interfere with window treatments
- Insulated glass panels with optimum thermal air space featuring warm-edge spacer system
- Extruded full screen comes standard; interior mount, easy cleaning*
- Narrow profile permits expanded viewing area
- Fusion-welded sash and frame for weather-tight performance
- Full-perimeter double weather stripping
- Jamb depth: 3.25"

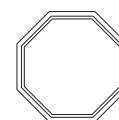
Custom Options

- Ultra Low-E/Argon Glass (may be required for Energy Star rating)
- Low-E/Argon Glass
- Low-E Glass
- 5/8" or 1" contoured, 5/8" or 3/4" flat; historical, traditional or modern patterns available
- Obscure, double-strength or tempered glass
- Charcoal aluminum mesh screen*
- Optional decorative glass
- Coastal Upgrade Optional
- 4 9/16" and 6 9/16" stainable and paintable wood jamb extensions


Specialty Shapes

From octagons and trapezoids to full circles, ovals (Series 150/160 only), half rounds, eyebrows, and more – we'll build windows to fit your needs and specifications.

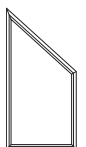
- Factory mulling is available too, for worry-free installation
- Standard sizes are available, with a full range of architectural options
- 4 9/16" or 6 9/16" stainable or paintable wood jamb extenders eliminate the need for "drywall return"
- White, Almond and Clay colors available



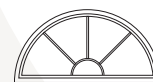
Octagon



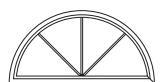
Full Round



Trapezoid



Half Round (with sunburst grid)



Half Round (with spoked grid)



Series 332

Series 332 Sliding Patio Door

- Available in 8'0" height
- DP 50 rating great for coastal applications (5068, 6068, 6080 & 8068 doors)
- Available in replacement application and for new construction with nailing fin
- Field reversible (6'8" height only; not available with BBG)
- Available in 6'8" height up to 12' wide
- Additional security available with multi-point keyed lock
- Deluxe color match hardware
- Brushed nickel or brass handle optional
- Extruded heavy duty screen
- Tremendous options selection includes snap-in brick mould and foot bolt lock
- Custom sizes available (not field reversible)
- Available in Ultra Low-E/Argon glass (may be required for Energy Star rating; not available with BBG)
- Optional 1 1/8" SDL, a traditional simulated divided lite raised-style grid
- Optional 3/4" or 5/8" flat and 5/8" or 1" contoured grids; historical, traditional or modern patterns available
- Available in white, almond or clay
- Interior wood laminates, bronze exterior laminate and exterior painted colors available



Series 312

Series 312 Sliding Patio Door

- Field reversible (6'8" height only; not available with BBG)
- Available in 6'8" height up to 12' wide
- Aluminum track for moving panel
- Available in replacement application and for new construction with nailing fin
- Extruded screen comes standard
- Deluxe color match hardware
- Brushed nickel or brass handle optional
- Custom sizes available (not field reversible)
- Keyed lock standard
- Available in Ultra Low-E/Argon glass (may be required for Energy Star rating; not available with BBG)
- Optional 1 1/8" SDL, a traditional simulated divided lite raised-style grid
- Optional 3/4" or 5/8" flat and 5/8" or 1" contoured grids; historical, traditional or modern patterns available
- Available in white, almond or clay
- Interior wood laminates, bronze exterior laminate and exterior painted colors available

Series 311

Sliding Patio Door

- Fully welded frame and panel come pre-assembled for easy installation
- Reversible design lets you locate moving panel either left or right
- White enameled handle with non-keyed lock
- Available only in 5068, 6068 and 6468 models
- Low-E Glass, Low-E Glass & Argon Gas or Ultra Low-E Glass & Argon Gas (May be required for Energy Star rating)
- 5/8" or 3/4" flat, 5/8" or 1" contoured grids available
- Optional extruded screen

Blinds Between the Glass is now available with the 312 and 332 in 6068 sliding patio doors.

Available in white, interior and exterior laminates. Blinds, operators and glass panels available in white only.



Sealed between the glass, the blinds control light and privacy.



Blinds between glass never need dusting and are safe for pets and children.



Easy to raise, lower and tilt blinds.

The WeatherLok Warranty.

You'll like what's behind our windows: a transferable limited lifetime warranty on vinyl, glass, and all working parts. We register each product individually, with its own product identification number (PIN) for easy replacement of parts.

DO NOT REMOVE

MAKE DATE: 1/15/2015 WARRANTY: 02589514
SALES ORDER: 00735962

Distributed By:



www.weatherlok.com



All WeatherLok products may be ordered to meet Energy Star requirements.

WeatherLok®

Kids Can't Fly

Screens are not designed to restrain a child from falling through an open window. Please take proper precautions.